



UCI

**Bright Past.
Brilliant Future.**

FIELD STUDY SUCCESSSS
Social Ecology 195
Information Session

Learning Outcomes

- Have a better understanding of the field study requirement and its role
- Know the steps for applying to and completing field study
- Know what resources are available to you for assistance.
- Know what you need to do to fulfill the field study opportunity.

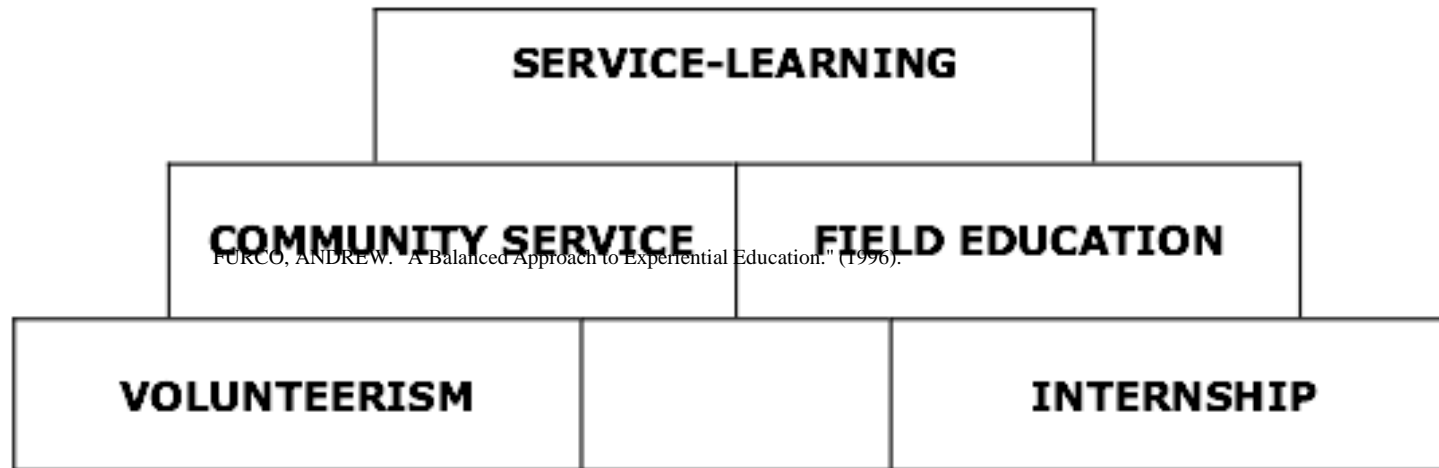
WHAT IS FIELD STUDY?

A School Requirement

- 4 units required (An additional 4 may satisfy school requirements for CLS, US and SE majors).
- May be repeated for up to 24 units
- Fall, Winter, Spring (may be taken for 2-8 units)
 - 50 – 200 hours/quarter (5-20 hours/week)
- Summer - may be taken for 4 or 8 units
 - Summer Session I = 5 weeks (20 hrs/wk or 40 hrs/week)
 - 10 Week Summer Session – (10 hrs/wk or 20 hrs/wk)

What is Field Study?

Recipient	BENEFICIARY	Provider
Service	FOCUS	Learning



School requirement for all majors within Social Ecology.

Internship v. Field Study

Internship

- Employment exploration
- Take charge of learning
- Community service
- Participant
- Professional growth
- Learn about company, people, problems

Field Study

- Research topic exploration
- Guided in your learning
- Community involvement
- Participant-observer
- Scholarship growth
- Social problem addressed

Options for Field Study

Traditional Field Study

(1-2 qtrs.)

SocEcol 195 or 195W



Advanced Field Study

(FW&S)

SocEcol 195 AB&CW



Global Service Scholars

Winter – Summer program



Jumpstart – Corps Leader




Public Health Practicum

PubHlth 195W



UCI Population Health and
Disease Prevention

Capital Intern Programs in Washington, DC and Sacramento



WHITE HOUSE





Traditional Field Study

HOW DO I APPLY FOR FIELD STUDY?

Prerequisites

- SocEcol 10: Research Design
 - SocEcol 13: Intro to Statistics strongly recommended, but not required.
- Good academic standing, overall GPA of 2.0+
- For 195W – completion of lower division writing
- Declared major w/in Social Ecology
- 90+ quarter units
- Submit course enrollment form by deadline

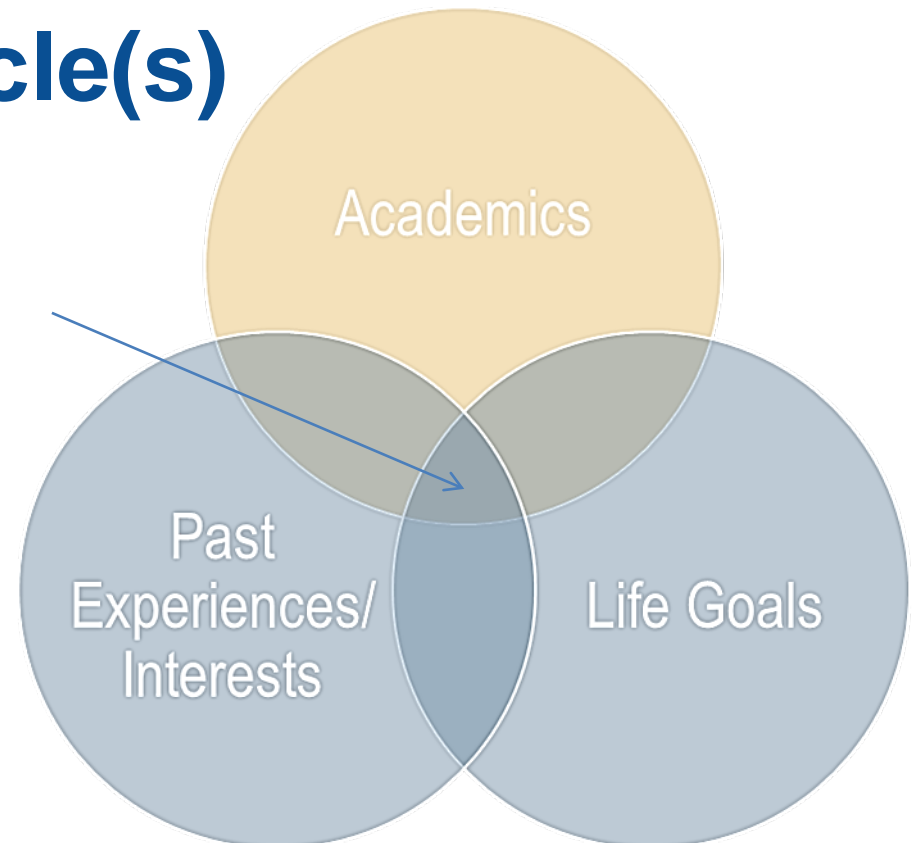
The Lowdown: The 6 Steps of Field Study

- **Assess**
- Apply
- Accept Placement, Submit Course Enrollment Form
- Enroll
- Participate
- Wrap-up



Assess: Your Life Circle(s)

Your Field Study
Opportunity



Career Center Assessment Opportunities:

<http://career.uci.edu/students/assessments.html>

Assess: Choosing a Site

- Choose sites that align with your life circles!
- All placement sites must be from Field Study catalogue
 - Online <http://fieldstudy.soceco.uci.edu/pages/field-study-catalog>
- Constraints/things to think about:
 - Transportation/Location
 - Operating hours of field site
 - When you want to take field study

The Lowdown: The 6 Steps of Field Study

- **Assess**
- **Apply**
- Accept Placement, Submit Course Enrollment Form
- Enroll
- Participate
- Wrap-up



Apply

This process takes time – **START EARLY!**

1. Recommended to choose **6-8** sites
2. Read “**How to Apply**” section for each site

- Usually asks for resume/cover letter
- If blank/non-specific, send resume/cover letter

3. Follow-up after a few days
4. Interview/Attend Information and Orientation Sessions
5. Send thank-you emails



The Lowdown: The 6 Steps of Field Study

- Assess
- Apply
- **Accept Placement, Submit Course Enrollment Form**
- Enroll
- Participate
- Wrap-up



Get Offers and Accept the BEST FIT!

- Be clear on the offer, your duties, their expectations and yours.
 - If you are not clear, ASK questions!
- Evaluate your offers.
 - When offered, it's ok to let the liaison know you are interviewing for several positions and ask them when they need an answer from you.
- Accept offer that is a best fit for you.
- Send your regrets to other agencies.
 - Once you have accepted an offer, be sure to thank the other agencies you contacted for their time and let them know that you have accepted a placement with another agency.

Submit Course Enrollment Form

- COURSE ENROLLMENT FORM:

<http://fieldstudy.soceco.uci.edu/webforms/field-study-course-enrollment-intent-form>

PLACEMENTS MUST BE ACCEPTED
FIRST!

Follow-up

- Once you have enrolled in your classes, contact your site to:
 - Establish or confirm your
 - Weekly Schedule
 - Start Date
 - What to wear
 - Where to report
 - Dress Code
 - Clarify any other expectations



The Lowdown: The 6 Steps of Field Study

- Assess
- Apply
- Accept Placement, Submit Course Enrollment Form
- **Enroll**
- Participate
- Wrap-up



Enroll

- About 1 week after deadline, **authorization e-mail** will be sent to qualified students
pre-reqs, good standing, jr./sr., met deadline
- You will then be able to enroll in section of SE 195 or 195W on WebReg without an authorization code.
- You do not necessarily have to enroll in your area of study
- Summer Session requires enrollment through the Summer Session Office



Enroll

SocEcol 195 FIELD STUDY

Social Ecology 195, Field Study enrollment requires that students have formally accepted a placement offer from a field study site and submitted a course enrollment form by the appropriate deadline. For more information about the process and deadlines to apply to Field Study go to <http://students.soceco.uci.edu/pages/field-study>, then click on the link for Field Study Schedule with Procedures. Students enrolling for the quarter must have already accepted a placement with a field study community partner.

Field study is P/NP only and is a variable unit course. Input the appropriate number of units in the unit box (1 unit/25 hours of field work). The Field Study Areas listed below reflect faculty departmental affiliations and provide students with a general guideline with which to select a Field Study course section. It is recommended (but NOT required) that students match their field placement site with a course section in the appropriate area.

Section A is reserved for those accepted into Advance Field Study

C sections are CLS faculty

U sections are PP&D Faculty

P sections are Psy Beh Faculty

Code	Type	Sec	Units	Instructor	Time	Place	Final	Max	Enr	WL	Req	Rstr	Textbooks	Web	Status
50290	Fld	C1	2-8	JESILOW, P.	M 1:00- 1:50p	SST 122	Wed, Dec 12, 1:30-3:30pm	19	19	0	43	D and N	Bookstore	Web	Waitl
50292	Fld	C2	2-8	REITER, K.	Tu 6:30- 7:20p	SST 238	TBA	18	18	1	24	D and N	Bookstore	Web	Waitl
50294	Fld	C3	2-8	SCHUELE, D.	Tu 5:00- 5:50p	SSL 206	Thu, Dec 13, 4:00-6:00pm	19	20	0	29	D and N	Bookstore	Web	Waitl
50296	Fld	C4	2-8	SCURICH, N.	M 10:00-10:50	SSL 119	Mon, Dec 10, 10:30-12:30pm	19	8	0	9	D and N	Bookstore	Web	OPEN
50297	Fld	C5	2-8	VIGIL, J.	W 11:00-11:50	SSL 119	TBA	19	19	0	29	D and N	Bookstore		Waitl
50304	Fld	A	2-8	HOUSTON, J.	M 2:00- 3:50p	SBSG 3240	Fri, Dec 14, 1:30-3:30pm	12	14	n/a	34	D and B	Bookstore		FULL
50306	Fld	U1	2-8	MAZUMDAR, S.	M 4:00- 5:20p	SE 200	Wed, Dec 12, 4:00-6:00pm	19	19	0	43	D and N	Bookstore	Web	Waitl
50308	Fld	U2	2-8	TORRES, R.	Tu 9:00- 9:50	SSL 155	Thu, Dec 13, 8:00-10:00am	18	17	n/a	21	D and B	Bookstore		OPEN
50312	Fld	P1	2-8	CHARLES, S.	M 2:00- 2:50p	SSL 129	Fri, Dec 14, 1:30-3:30pm	19	19	2	41	D and N	Bookstore	Web	Waitl

The Lowdown: The 6 Steps of Field Study

- Assess
- Apply
- Accept Placement, Submit Course Enrollment Form
- Enroll
- **Participate**
- Wrap-up



Participate

Field work

- 5-20 hours/week academic year (FWS)
- 20-32 hours/week for Capital Intern Programs (per program standards) (FWSSu)
- 20 or 40 hours/week in summer (5 week session)

Class

- 1-1 ½ hour/week (academic year and 10 week summer)
- 3 hours week (5 week summer)



Field Work



- Tutoring
- Mentoring
- Teaching
- Counseling
- Presenting
- Grant writing



- Resource & referral updates
- Needs assessments
- Program Evaluation
- Shadowing professionals
- Coordinating programs & events




- Conducting client interviews
- Collecting, compiling and analyzing data
- Learning about the roles of policies, procedures, documents
- Researching issues or cases and summarizing results
- And more

Engage at Your Site



Grading & Units



- P/NP
- At end of quarter, supervisor at placement site will evaluate student's work
- **Class portion:** grading based on attendance, participation, final paper (and other assignments or presentations depending on the instructor)
- 2-8 units (academic year only)
- **4 units** to satisfy school req ($2+2 = 4$)

The Lowdown: The 6 Steps of Field Study

- Assess
- Apply
- Confirm
- Enroll
- Participate
- **Wrap-up!!!**



Wrap-Up

- **Evaluation sent to supervisor at end of quarter**
 - *Indicates completion of 100 hrs*
 - *Rating of your performance*
 - *Schedule time to meet with your supervisor*
- **Electronic evaluation submitted by supervisor to Field Study Office by supervisor**
 - *Confirmation e-mail sent to students*
 - *Copy should be emailed or given to student*
- **Possible letter of rec?**
- **Evaluation of the site (EEE survey)**



RESOURCES, TIPS & MORE

Important Deadlines

- Generally, *deadline* for submitting Course Enrollment form is **6th week of previous quarter**
 - <http://fieldstudy.soceco.uci.edu/pages/students> (for deadlines and procedures)

	Winter 2018	Spring 2018
Research and Apply to Sites	April-Oct	Aug-Jan
Submit Course Enrollment Form	Nov 10	Feb 16
Enroll for Field Study beginning	Nov 20	Feb 27
Field Placement Period	Jan 3 – Mar 16	Mar 28-Jun 8
Field Work Evaluations Due	Mar 16	Jun 8

TIPS

- [FS Course Enrollment Form](#) must be submitted online
- Students **MUST** have the placement site chosen and must have gone through the **interview process AND been accepted into a field site** by the time they submit the online form
- PRINT OUT or SAVE confirmation page for the course enrollment form – proves you submitted the form in time

Making the Most Out of Your Field Study Experience

- Choose a site that is **closely related to your academic and professional goals**
- **Be open-minded.**
- During your initial meeting with your supervisor, make sure that you and your supervisor are on **the same page** in regards to your **responsibilities, goals, and expectations** of your field site.
- Remember to **be professional** at the field site.
- Finally, **enjoy** this *unique* experience. When and where else do you get the chance to apply theory to practice and get some **real world experience**? Answer: Only at Social Ecology.

Resources

- **Career Center**
 - Personality Inventories
 - Workshops, Webshops & more
 - Resume/Cover Letter critique
 - One-to-one mock interviews
 - <http://www.career.uci.edu/services/workshop>
- **Social Ecology**
 - Meet and Greet -
<http://fieldstudy.soceco.uci.edu/pages/workshops-and-events>
- **Field Study: Updates**
 - <http://students.soceco.uci.edu/pages/important-site-updates>
- **Transportation**
 - <http://www.parking.uci.edu/AT/>



Questions???

LEARNING OUTCOMES

- Have a better understanding of the field study requirement and its role
- Know the steps for applying to and completing field study
- Know what resources are available to you for assistance.
- Know what you need to do to fulfill the field study opportunity.



FOR MORE INFORMATION

**FIELD STUDY WALK-IN HOURS
THURSDAY AFTERNOONS: 1:00-3:40
OR BY APPOINTMENT BY CALLING
949-824-6861**

**ASHLEY VIKANDER, MPA
DIRECTOR, FIELD STUDY PROGRAM**